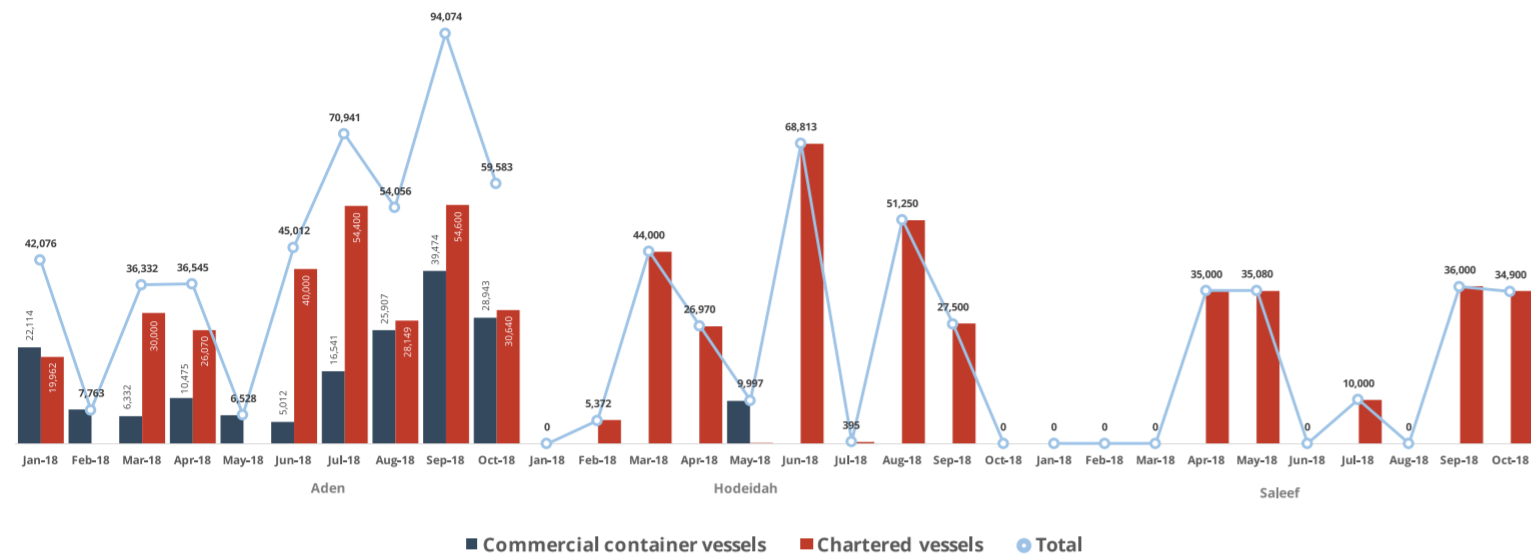


WFP food imports in mt

The chart represents WFP food imports for its programmes in Yemen, and it includes food commodities imported through commercial vessels as well as chartered vessels for humanitarian cargo.

In addition to the food commodities that entered through Yemeni ports, an additional 15,283 mt of food entered Yemen through the land entry point of Shehen, on the border with Oman.

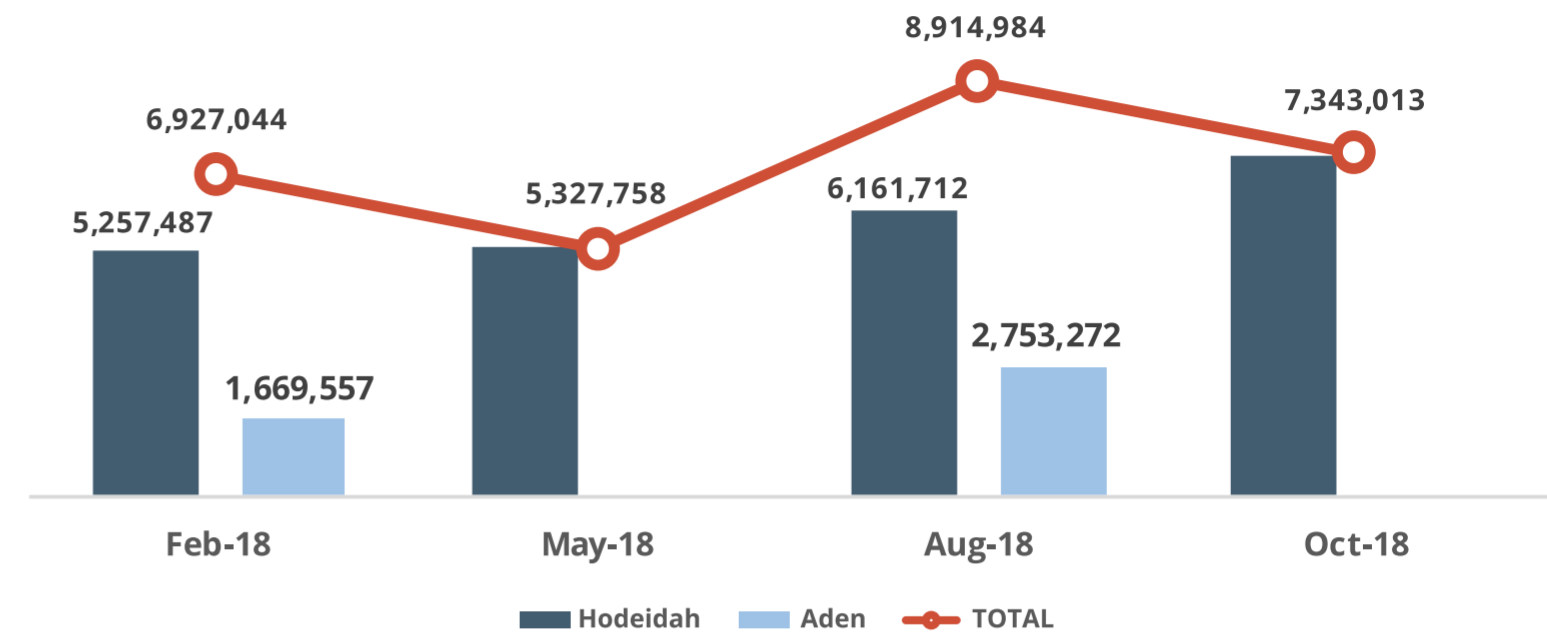
Source: WFP



WFP Fuel Imports

The chart represents the diesel imports for the revolving fuel stock project implemented by WFP Bilateral Service Provision (BSP) in Yemen. The project aims to ensure an uninterrupted supply of fuel to critical health facilities and local water corporations on behalf of WHO and UNICEF, thus ensuring the continuation of critical services for the population of Yemen.

Source: WFP BSP

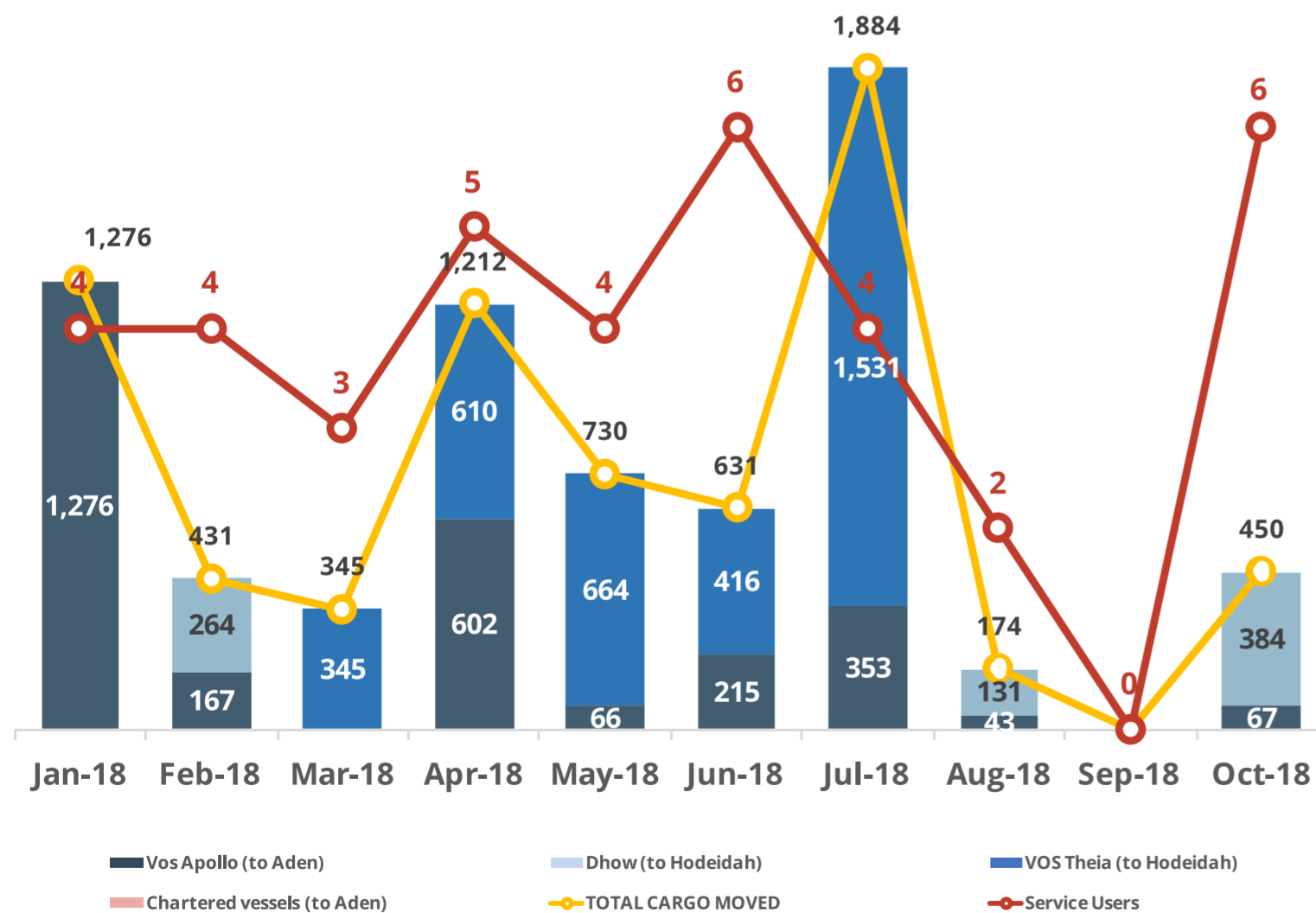


Sea cargo transport in m³ facilitated by the Logistics Cluster

The Logistics Cluster facilitates cargo transport via sea on board the WFP-chartered vessels VOS Apollo and VOS Theia to Aden and Hodeidah respectively.

In October, the suspension of these services that started in September continued for the first half of the month. To address urgent sea cargo transport requests, the Logistics Cluster arranged two dhows in early October: one to Hodeidah, carrying 94.1 mt/362.2 m3 on behalf of FAO and WHO, and one carrying ETC equipment to Aden on behalf of WFP. VOS Apollo resumed its services on 21 October; in the second half of the month, it transported 12.2 mt / 67m3 on behalf of UNDP, OXFAM and OCHA from Djibouti to Aden. VOS Theia remains outside Hodeidah to provide passenger transport if needed.

Source: Logistics Cluster



Figures correspond to time of reporting, updated might be available in the future

For information on monthly market prices and availability of fuel and food, please see the WFP Monthly Market Watch reports: <https://www.wfp.org/content/yemen-monthly-market-watch-2018>

For all information on commercial imports via the Red Sea Ports (including food and fuel), please contact UNVIM www.vimye.org/home

Average delays in entering ports in October 2018

The operational status of ports as shown on the map is based on information provided by Wilhelmsen Ship Services AS.

Sources: WSS and Logistics Cluster



Air deliveries in m³ facilitated by the Logistics Cluster

The Logistics Cluster facilitates combined chartered airlifts from Djibouti to Sana'a, on a frequency contingent on needs and funding.

In October, the Logistics Cluster facilitated the transport of 99 mt / 405 m3 of relief items on behalf of IOM, UNICEF, PU-AMI and WHO.

Source: Logistics Cluster

