

POPULATION FIGURES

YHRP 2019



6.7 Million

People in Need

3.0 Million

People Targeted

4.5 Million

People in Acute Need

260,884

People Reached

FUNDING

FTS



\$ 222 Million

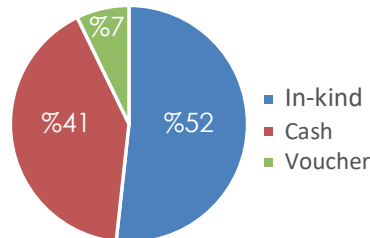
Funds requested for YHRP 2019

%0.5 Funded
\$ 1.1 Million

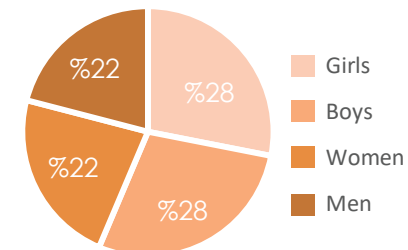
(as of 19th Mar)

ASSISTANCE vs MODALITY

of People



Age/Gender Breakdowns



Overall Reach - Jan - Feb 2019

of people assisted with emergency shelter kits



Target 490,629
Reach 14,994 %3

of people assisted with household items



Target 941,162
Reach 93,618 %10

of people assisted through cash for rental subsidies



Target 597,764
Reach 28,943 %5

of people assisted with winterization cash grant



Target 412,299
Reach 101,666 %25

of people supported with new transitional shelter



Target 79,563
Reach 21,019 %26

of families benefited from the rehabilitation of their transitional shelter



Target 2,378
Reach 644 %16

of people living in damaged houses supported with rehabilitation cash grant



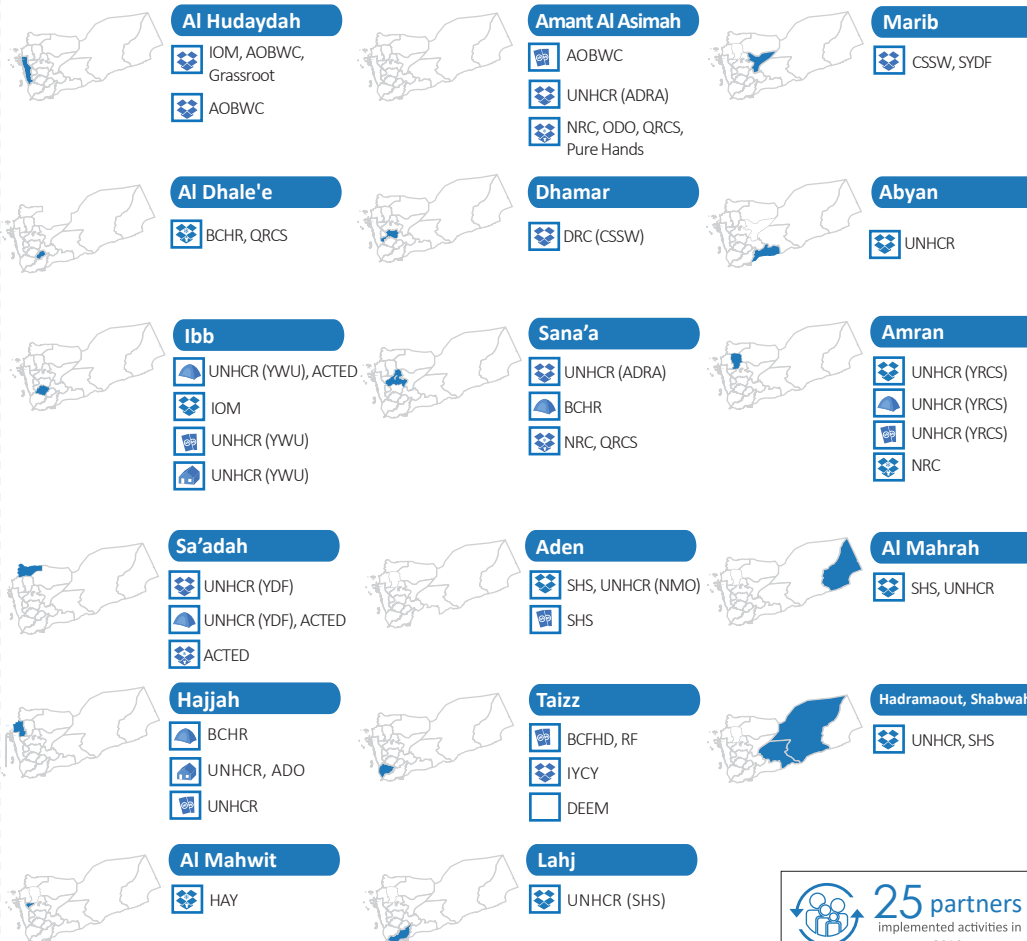
Target 108,652
Reach 0 %0

of people supported with cash assistance for reconstruction of damage house

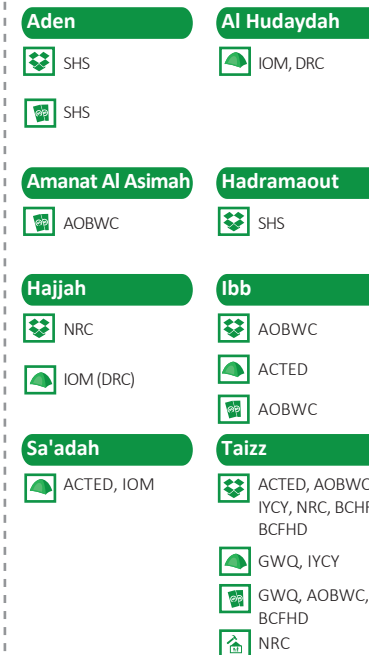
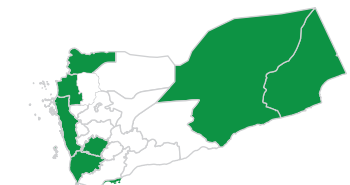


Target 16,344
Reach 0 %0

Implemented Activities in February



Planned Activities in March



25 partners
 implemented activities in February 2019 only

10 partners
 Planned activities in March 2019 only